



OPTIMA ONTOUR 2020

SEMI-INTEGRATED MOTORHOMES

Hobby
BUILT FOR LIFE





BUILT FOR QUALITY- CONSCIOUS NEWCOMERS.

Are you looking for a reasonably priced yet well-equipped motorhome? If so, the OPTIMA ONTOUR is the perfect holiday partner for you. With astonishing attention to detail and meticulous craftsmanship, your vehicle is made for you step-by-step at the Hobby Motorhome Factory in Schleswig-Holstein.

Hobby. Built For Life

CONTENTS

4	“HobbyComplete” ALL-INCLUSIVE package
6	Optima Ontour
16	“HobbyComplete” in detail
18	Living area
19	Storage space
20	Kitchen
21	Sleeping area
22	Washroom
23	Design
25	On-board technology
26	Optional extras



YOUR FULLY EQUIPPED HOBBY.

Simply climb aboard and away you go! Nothing could be easier with a Hobby motorhome, as all models come fully equipped with the high-quality “HobbyComplete” ALL-INCLUSIVE package as standard. That way you can enjoy a carefree holiday with home-from-home comfort in your motorhome – with no need for costly extras or special accessory packages.

Thanks to the comprehensive ALL-INCLUSIVE package, your Hobby motorhome is ready to hit the road at a moment's notice.

A travel partner that caters to your every wish!

The availability of the following “HobbyComplete” ALL-INCLUSIVE package features depends on the model of vehicle. Please refer to the current price list for details of the relevant features for individual models.

STATE-OF-THE-ART BODY TECHNOLOGY

The Hobby motorhomes are a model of robust design and perfect insulation thanks to the GRP roof and GRP underfloor with XPS heat insulation.

Three rooflights DOMETIC SEITZ ensure good ventilation, while access is facilitated by the electric entry step and extra-wide entrance door.



HOME-FROM-HOME SLEEPING COMFORT

The bedrooms – whether with single or double beds – offer snug all-round comfort. Well-ventilated beds with slatted frames GOODSIDE® and cold foam mattresses make for healthy sleep. For added convenience, the lighting system and heating can also be operated directly from the bed.



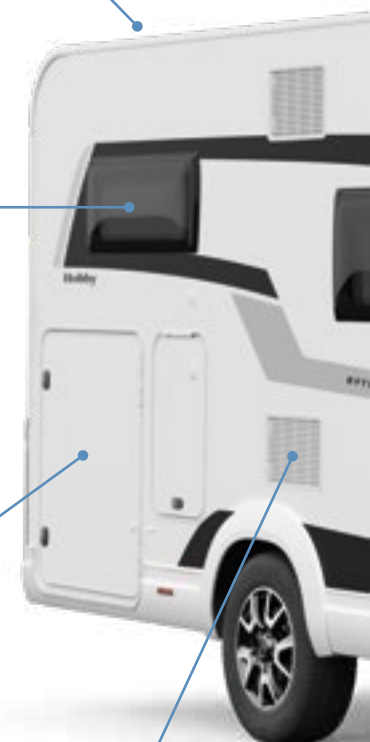

LOTS OF ROOM IN THE GARAGE

The well insulated, heated rear garage also has a door on the driver's side, allowing easy loading from both sides. Luggage can be secured with tie down rails and eyelets. The gas bottles can be easily exchanged by means of a pull-out shelf.



MODERN KITCHEN DESIGN WITH AMPLE STORAGE SPACE

The stainless steel hob gives you home-from-home cooking convenience. The Slim Tower refrigerator offers bags of chilling space. The slimline refrigerator specially developed for Hobby boasts a capacity of 140 litres. Thanks to the generously planned storage space, housing all of your provisions and cookware is no problem.





HOBBY
COMPLETE
ALL-INCLUSIVE


ON-BOARD CONTROL SYSTEM

The light control system with CI-BUS technology is located in the entrance area. It controls almost all of the lighting units, displays the fill levels for the fresh and waste water tanks, as well as the charge levels for the on-board and vehicle batteries, amongst other things.




CAB WITH ALL MOD CONS

The swivel and height-adjustable driver and passenger seats transform the cockpit into a cosy seating area in a matter of seconds. The comfy upholstery and folding armrests of the seats will keep you comfortable, even on long trips. The large, hinged roof vent lets in plenty of daylight and fresh air. Like the front and side windows, it is fitted with a pleated blackout blind.



PERFECT LIVING AREA DESIGN, DOWN TO THE LAST DETAIL

All windows are fitted with pleated blinds and fly screens. The numerous cabinets provide plenty of storage space for clothes and linen.




HEATING

Your Hobby motorhome is fully winterised. The fresh water tank and pipes are installed in a frost-free location and the waste water tank is heated and insulated. The powerful hot air heating system Combi 6 warms up your vehicle in no time and supplies hot water via the integrated 10-litre boiler.



YOUR VERY OWN WASHROOM - EVERYTHING YOU NEED FOR PERSONAL CARE

All washrooms have an integrated or separate shower cubicle with a stylish designer shower column. Several practical shelves and the large mirror cabinets offer plenty of storage space. The extendable washing line in the washrooms is a particularly clever solution. The rotating toilet Thetford features a quiet flush.





ONE FOR ALL.

The perfect entry-level model for those who like things simple and spontaneous: the ONTOUR boasts practical features at an unbeatably low price. Couples make themselves at home in the model with a double bed or single beds. Families start their holidays with a children's bunk bed or drop-down bed above the seating area on board. With its simple and modern interior and exterior design, it perfectly complements the existing models in the Optima range.







SIDE KITCHEN

The wide side kitchen provides ambitious amateur cooks with plenty of room. The modern kitchen fittings, stainless steel sink with glass cover and the 91cm-high worktop ensure maximum convenience. The kitchen surfaces are a doddle to clean.







T65 HKM

CHILDREN'S BEDS

New adventures await little campers who sleep in the 2-tier bunk bed. The comfy cold foam mattresses ensure a restful night's sleep. The sturdy guard is a reliable safety feature for little dreamers.



T65 HKM



T65 HKM





T65 FL

COMPACT REFRIGERATOR WITH FREEZER COMPARTMENT

The 140-litre absorption refrigerator with a 12-litre freezer compartment is silent and offers you all of the space and cooling power you could ever need. The slightly raised installation saves you bending. Up to six height-adjustable compartments in the door mean you can now



store taller 1.5-litre bottles as well as 1-litre bottles and Tetra Paks. Storage containers and tinned food can be stowed away within easy reach in the compartment underneath the refrigerator. The refrigerator can be powered by a shore power supply, or by gas or the 12-volt battery when on the road.



T65 FL



T65 FL





VERSATILE WASHROOMS

All washrooms have a rooflight and an integrated or separate shower cubicle with a stylish designer shower column. Both attractive and practical, it boasts handy shelves and fine-jet shower fittings. The large mirror cabinets offer plenty of storage space. The extendable washing line in the washrooms is a particularly clever solution. The rotating toilet Thetford features a quiet flush.

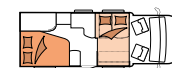
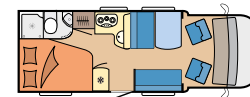




T65 GE / T65 HKM, COMPACT WASHROOM

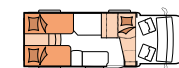
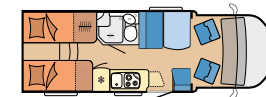


T65 FL



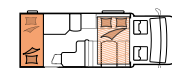
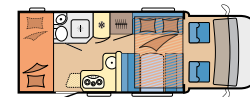
L: 7.029 mm · B: 2.330 mm
H: 2.845 mm · G: 3.500 kg

T65 GE



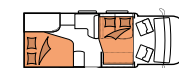
L: 7.079 mm · B: 2.330 mm
H: 2.845 mm · G: 3.500 kg

T65 HKM

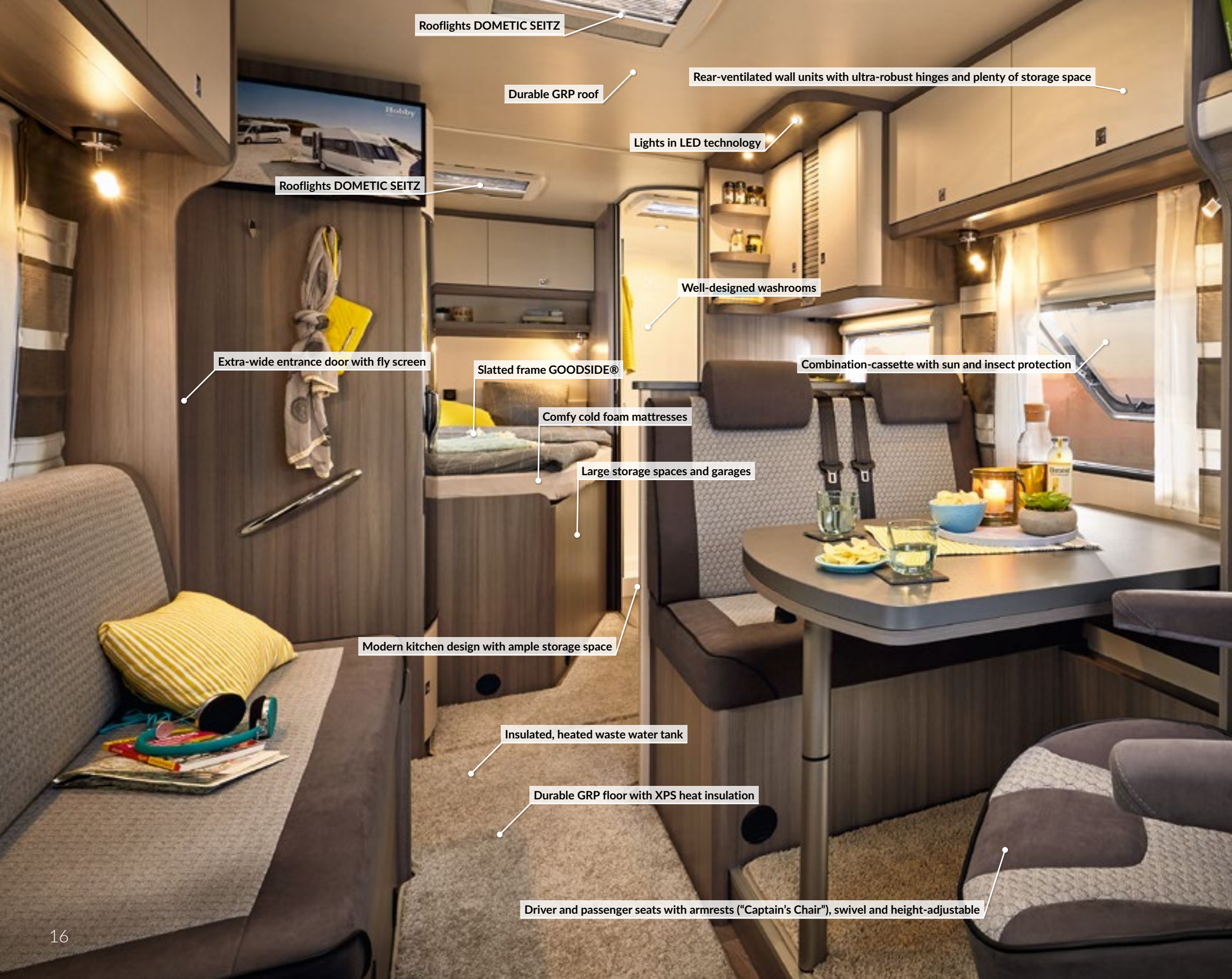


L: 6.999 mm · B: 2.330 mm
H: 2.845 mm · G: 3.500 kg

T65 HFL



L: 7.029 mm · B: 2.330 mm
H: 2.845 mm · G: 3.500 kg



Rooflights DOMETIC SEITZ

Durable GRP roof

Rear-ventilated wall units with ultra-robust hinges and plenty of storage space

Lights in LED technology

Rooflights DOMETIC SEITZ

Well-designed washrooms

Extra-wide entrance door with fly screen

Slatted frame GOODSIDE®

Combination-cassette with sun and insect protection

Comfy cold foam mattresses


Large storage spaces and garages

Modern kitchen design with ample storage space

Insulated, heated waste water tank

Durable GRP floor with XPS heat insulation

Driver and passenger seats with armrests ("Captain's Chair"), swivel and height-adjustable



Hinged roof vent in cab



HOBBY
COMPLETE
ALL-INCLUSIVE

HOBBYCOMPLETE YOUR FULLY EQUIPPED HOBBY.

Everything you need for an enjoyable, carefree holiday is already on board in Hobby motorhomes, including highlights such as the customisable slatted frame GOODSIDE®, insulated floors and the hinged roof vent above the cab. With the ALL-INCLUSIVE package, Hobby motorhomes come ready to hit the road.

Enjoy your holiday – without costly extras, supplementary packs or hidden costs.

LIVING AREA

PLENTY OF HEADROOM

Comfort at all levels: thanks to an above average interior headroom of 2.05 metres, even tall people will find ample room.




COAT HOOKS IN ENTRANCE AREA

Prevents clutter: jackets, scarves and hats can be stored right next to the entrance door. The grab handle helps you to get into the vehicle safely and easily.



READING LIGHT

The lights in the seating areas and by the beds can be individually adjusted and are ideal for reading.



SEATING AREA POWER SOCKET

A 230 volt power socket is provided in an easily accessible spot in the seating area.

DRIVER AND PASSENGER SEATS WITH ARMRESTS (CAPTAIN'S CHAIR)

The ergonomically adjustable seats relieve the strain on your back on long journeys. Armrests on both sides and firm padding take the stress out of travelling. When you arrive at your destination, the chairs can be rotated by 180° in a matter of seconds. This transforms your cab into a cosy seating area. (Picture shows standard Citroen seat. Can be ordered in the living space upholstery on request)



SWIVEL TABLE EXTENSION

The table can be extended by an additional table top in just one hand movement.

STORAGE SPACE

LARGE WARDROBE

Perfectly organised. The spacious wardrobe has enough room for both long and short clothes, as well as folded items of clothing.



WALL UNITS WITH PLENTY OF STORAGE SPACE

A complete overview at all times: the doors of the wall units can be opened up wide, providing you with a good overview. Robust hinges hold the doors in place, while a sturdy lock keeps your belongings secure when in transit.



SHELF IN CAB

The all-round shelf gives direct access to everything that drivers and passengers need to quickly get their hands on.



ROOMY GAS LOCKER WITH PULL-OUT SHELF

The spacious gas locker provides plenty of room for gas bottles, whether in line or side by side. This makes it easy to change the bottle when empty.



LARGE STORAGE SPACE UNDER DOUBLE BEDS

The large storage spaces provide ample room for bulky luggage and are easy to load. Inside the vehicle, powerful bed lifts with a large opening angle provide easy access.



INSULATED GARAGES WITH LARGE CAPACITY THANKS TO LOWERED REAR

The large garage spaces are heated and insulated throughout. The fully insulated garage doors have a large opening angle for easier storage of bicycles and other bulky luggage. An additional garage door on the driver's side allows easy loading from both sides. (Image for illustration purposes only)

KITCHEN

PERFECTLY ILLUMINATED KITCHENS

Just as light as you want it to be in the kitchen: The stylishly integrated lighting strip features bright and energy-saving LED lights. In addition, LED spotlights provide the kitchen with superb general lighting.



PERFECT KITCHEN DESIGN

Home-from-home cooking convenience: with the 91 cm-high worktop, modern fittings and a functional storage space layout, the kitchen is a cook's dream. Thanks to the generous work surfaces, there's nothing to stop you from preparing more elaborate dishes either, and the smooth surfaces are a doddle to clean afterwards.



KITCHEN WALL UNIT WITH PLENTY OF STORAGE SPACE

The spacious design of the kitchen wall unit with its securely locking handles provides an impressive amount of storage space. Fitted with a tambour door and a practical spice rack, it securely stores crockery, glasses and provisions.



WORKTOP EXTENSION

The compact kitchen is the perfect example of the Optima Ontour's intelligent use of space. Extra work surface is provided by the worktop extension that can be folded upwards.



HOB WITH AUTOMATIC IGNITION

Up to three dishes can be cooked at the same time on the stainless steel hob – even in larger pans – thanks to a clever division of space. The safety pilot stops the gas flow when the flame goes out, while the glass cover serves as an additional work surface.



PRACTICAL CUTLERY INSERT

Cutlery drawer with well-planned dividers ensures that cutlery and kitchen utensils will not get mixed up even during the journey.

SLEEPING AREA

OPTIMAL VENTILATION

The standard Mini-Heki rooflight and up to two vent windows ensure a supply of fresh air.



PLENTY OF HEADROOM IN SLEEPING AREA

The sleeping area boasts an above-average amount of headroom above the beds so you can sit up comfortably.



VARIABLE DROP-DOWN BED

The drop-down bed can be raised and lowered in a straight line without obstructing the entrance door. Thanks to a smooth cable-operated system, the drop-down bed can be adjusted steplessly and fixed in any position.



INDIVIDUAL SLEEPING COMFORT

Tailor-made for you: combined with the slatted frame GOODSIDE®, the premium cold foam mattress moulds itself perfectly to the shape of your body. The system is supplied with fibreglass slats in three different firmness levels. What's more, they can be easily swapped to suit your personal preferences.



BED HEAD SHELVING

The bed head panel makes for a cosy interior. Featuring a central light switch and easily accessible shelving, it's an ideal place for keeping books, reading glasses and other items.



CENTRAL LIGHT SWITCH IN THE SLEEPING AREA

Every Hobby motorhome is fitted as standard with a handy touch switch for the interior lighting. (Example)



WARDROBE WITH INTERIOR LIGHT

The LED lighting is included in all wardrobes for an instant overview.

WASHROOM


EXTENDABLE WASHING LINE

This practical aid for hanging damp clothing or towels can be rigged up in an instant.



OPTIMAL VENTILATION

Lets light in and moisture out! All washrooms are equipped with full-sized Mini-Heki rooflights DOMETIC SEITZ.



GENEROUS STORAGE FACILITIES

All care products can be readily accommodated in the under-sink cupboard and mirror cabinets.



PRACTICAL THETFORD ROTATING TOILET

The rotating cassette toilet ensures optimal use of space. It features a powerful, quiet flush system. An intelligent display notifies you when the tank has to be emptied.



TOOTHBRUSH HOLDER

INCLUSIVE

Two toothbrush holders complete the comfortable equipment in the washrooms.

FUNCTIONAL SHOWER COLUMN

All washrooms are equipped with a stylish designer shower column. It has shelves for securely storing your shampoo and shower gel within easy reach.



DESIGN

DURABLE GRP ROOFS AND FLOORS

The GRP roof dampens rain noise and provides much improved hail protection by comparison with conventional aluminium roofs, thus saving you money on insurance premiums. All models are fitted with a GRP underfloor as standard.



INSULATED ROOFLIGHTS

All models feature three rooflights DOMETIC SEITZ as standard. They ensure excellent insulation, optimal ventilation and a cosy atmosphere.



HINGED ROOF VENT IN CAB

The hinged, double-glazed and tinted roof vent gives the interior a light and airy feel and provides extra fresh air. On sunny days, a handy pleated blind and fly screen prevents it from getting too hot inside, whilst also keeping insects at bay.



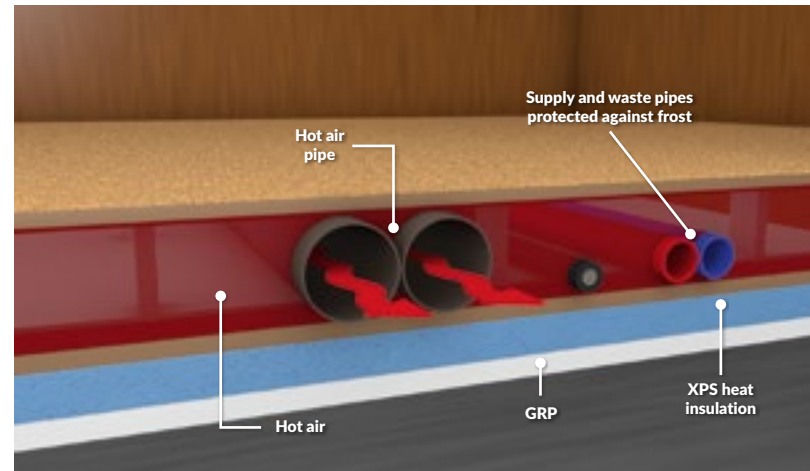
HIGH-QUALITY VENT WINDOWS

The double-glazed, tinted vent windows with safety locks are specially moulded, which – together with the thicker material – makes them much more resistant to stresses and deformation (especially heat and cold). Another positive effect is the improved sound insulation, while a new sealing system provides long-lasting protection against the ingress of moisture.



STURDY TIE DOWN RAILS

Adjustable tie down eyelets, in which support straps can be fastened, ensure that loads are safely secured.



XPS HEAT INSULATION

The fresh and waste water pipes are housed in a heated double floor in the seating area.



EXTENDABLE ENTRY STEP AND STURDY SIDE SKIRTS

The electrically extendable entry step allows easier access to and from the vehicle. The skirt rail is made of aluminium, making it particularly hardwearing and impact-resistant.

DESIGN

EXTRA-WIDE ENTRANCE DOOR WITH SAFETY LOCKS

The door is fitted with sturdy hinges and a robust security lock. The practical waste bin with an integrated dustpan and brush set helps you keep the vehicle clean.



PLEATED FLY SCREEN FOR THE HABITATION ENTRANCE DOOR

Open the door, close the fly screen: that's how you let the fresh air in, whilst keeping the insects out.

REAR-VENTILATED UNITS WITH PLENTY OF STORAGE SPACE

Optimal circulation of the rising radiator heat: ventilation slits in the cupboards and a large enough gap between winter ventilation and the exterior wall prevent damp spots and mildew.



COMBI CASSETTE WITH PLEATED BLIND AND FLY SCREEN

All side windows are equipped with combi cassette blinds to protect against sun and insects.

ON-BOARD TECHNOLOGY

ON-BOARD CONTROL SYSTEM

The light control system with CI-BUS technology is located in the entrance area. It controls almost all of the lighting units, displays the fill levels for the fresh and used water tanks, as well as the charge levels for the on-board and vehicle batteries, amongst other things.



BLACKOUT SYSTEM FOR FRONT AND SIDE CAB WINDOWS

The blackout system for the cab is easy to mount using magnetic clips. It provides protection against direct sunlight and undesired glances into the vehicle, while also functioning as heat insulation.



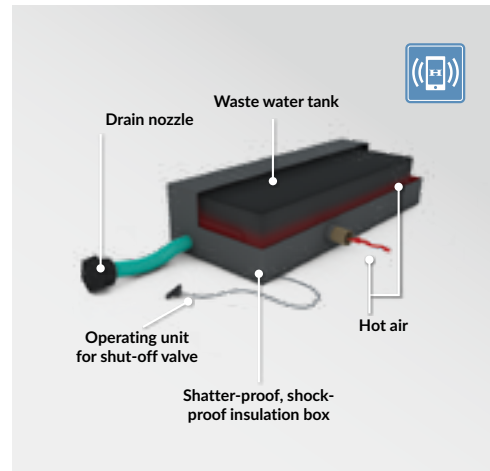
FUSE BOX UNDER PASSENGER SEAT

Changing a fuse is a doddle thanks to the readily accessible distribution box under the passenger seat. Using the red battery master switch, the 12 V circuit can be interrupted at any time to prevent the battery from discharging completely during longer idle periods, e.g. in winter.



HOT AIR HEATING SYSTEM TRUMA-COMBI 6 WITH HOT WATER BOILER

The hot air pipes of the heating system TRUMA Combi 6 ensure an optimal distribution of heated air throughout the vehicle for a cosy temperature.



INSULATED, HEATED WASTE WATER TANK

The waste water tank on all Hobby motorhomes is installed under the floor and housed in a shatter-proof and heated insulation box. The slide valve for the used water is located in the heated part of the waste water tank so that frost doesn't get a look-in.



EASY-TO-ACCESS FRESH WATER TANK

The fresh water tank is frost-protected and installed securely in the bench seat. This allows good access to the fresh water drain tap and easy cleaning of the tank.



CENTRAL GAS DISTRIBUTOR IN THE KITCHEN

The gas distributor is easily accessible in the kitchen.



Satellite system

Framed windows

Elegant awning

Extra-wide entrance door with window, double lock, storage shelves and waste bin

Bicycle rack

Trailer hitch

Alloy rims

OPTIONAL EXTRAS




OPTIONAL EXTRAS TO SUIT YOUR NEEDS.

Do you have a specialist hobby or specific equipment requirements? The appropriate optional extras and many individual solutions are available to help you tailor your Hobby motorhome to your own purposes and holiday needs.

The features and equipment shown on the following pages depend on the model of vehicle. Not all of the features are available for all models due to the layout design. Please refer to the price list for details of the specific equipment packages.

HOBBYCONNECT

Turn on the air conditioning or heating when you're already on your way back from the beach – not a problem! The HobbyConnect on-board control system can be controlled via a smartphone or tablet using the free MyHobby app. The lighting, filling levels and battery charge can also be activated or checked using the app.



The HobbyConnect box can be ordered ex-works or retrofitted. Control all of the functions via WLAN or Bluetooth in the immediate vicinity of the vehicle. When further away, you can connect with the system using a SIM card.



TFT CONTROL PANEL

The TFT control panel allows convenient and intuitive navigation between menus and provides you with valuable additional information about the electronic systems on board. Other CI-BUS-capable components can be easily added. The system is standardised and updateable, thus ensuring compatibility with next-generation devices. (See manufacturer's instructions)



HEATING SYSTEM TRUMA COMBI 6 E

The efficient hot air heating system Truma Combi 6 E can be run off the 230 V mains as well as on gas – a particular advantage in winter.



ADDITIONAL TRUMA CONTROL PANEL IN SLEEPING AREA

The digital CP PLUS control panel by TRUMA with timer function, individual night set-back and temperature sensor allows the heating to be controlled from the sleeping area as well. (Example)

DUAL USB CHARGING SOCKET

Smartphones or tablets can be easily charged via the USB sockets in the sleeping and seating areas.



PRACTICAL OUTSIDE SHOWER

The outside shower not only cools you down on hot days, but is also handy for rinsing bits of equipment.



ELEGANT AWNING

Sun and rain protection: the awnings THULE OMNISTOR are tailored to the specific vehicle length.



FRAMED WINDOWS

The high-quality, double-glazed and tinted framed windows are fitted flush with the exterior wall for a seamless look.



BICYCLE RACK

Hobby supplies bicycle racks for up to four bikes and e-bikes.



TOW BAR

Whether fixed or detachable, the tow bar is necessary for attaching a boat or motorbike trailer, for example.



POWERFUL REAR CORNER STEADIES

The rear corner steadies made of glass fibre-reinforced plastic and aluminium provide secure support.




ALLOY RIMS

Every Optima Ontour is also available with original Citroen alloy rims – an eye-catching feature that enhances the exterior design.

BED EXTENSION

The single beds can quickly be made into an extra-large sleeping space using an additional cushion. The ladder system makes it easier to get into bed.



LARGE ROOFLIGHT

Even more daylight, yet optimal insulation: the large Midi-Heki rooflight DOMETIC SEITZ is available as an option for all models in the living and sleeping areas.



ROOF-MOUNTED AIR CONDITIONING UNIT WITH HEATING FUNCTION

The roof-mounted air conditioning unit DOMETIC Freshjet has four controllable air flow settings. This quality lightweight system is economical and pleasantly quiet.



CONVERSION KIT INCL. ADDITIONAL CUSHION

Using an additional cushion, the seating area is transformed into a bed for small guests in an instant.



FLOOR MAT IN THE CAB

The easy-care floor mat in the driver's cabin keeps your motorhome tidy. The durable design with a reinforced heel area and Hobby logo is custom-tailored to fit the vehicle.



REMIS BLACKOUT SYSTEM FOR FRONT AND SIDE CAB WINDOWS

The proven REMIS pleated blind system for the cab keeps out prying eyes and sunlight.



NAVIGATION SYSTEM WITH DAB+, PITCH DATABASE AND REVERSING CAMERA

Besides functioning as a CD/DVD player, navigation system and display for the reversing camera, the AV tuner is used for wireless phone calls via Bluetooth and as a central media player including pitch-finder app.



22" LED FLAT SCREEN

The 22" LED flat screen is great for chilling out after an eventful day's holidaymaking. Together with the satellite system and TV pull-out bracket, you have everything you need for a cosy night's viewing.



SATELLITE SYSTEM

The fully automatic satellite system CAP 650 from Kathrein includes a rotating flat antenna with a large range. Measuring just 21 centimetres high, it has excellent aerodynamic qualities. The antenna comes with a twin LNB, which means that two receivers can be integrated in the system and automatically align with the right satellite for the selected channel.




DRIVER AND PASSENGER SEAT COVERED IN SAME UPHOLSTERY AS LIVING AREA

Upholstered in the living space fabric, the two seats harmoniously blend in to the overall design of the motorhome.




THERMAL CURTAINS

The insulating thermal curtains ensure that the cockpit stays warm even at low temperatures. The lockable hatch allows problem-free operation of the multimedia system at any time.



CARPET IN THE HABITATION AREA

The removable and easy-clean shag-pile carpet makes for a cosy interior and is tailored exactly to each layout.



VIGO

Optional extra for all models.

MADE IN GERMANY

KEY TO SYMBOLS

-  Sleeping area
-  Seating area
-  Kitchen
-  Washroom
-  Storage space
-  Number of people when driving
-  Berths
-  Refrigerator (L)
-  Garage
-  Lowered rear

DESIGN

- T Semi-integrated
- E Single beds
- FL Double bed, lengthwise
- G Garage
- H Drop-down bed
- K Children's bed
- M Central seating unit

TECHNICAL DATA

- L Overall length
- B Overall width
- H Overall height
- G Maximum technically permissible laden mass

GENERAL REFERENCES

Optima Ontour catalogue, 2020 season
Last updated August 2019

Some of the models featured in the brochure have optional extras or decorations that are not part of the standard scope of delivery. Deviations from the pictured furnishings in terms of structure and colour are excepted provided they relate to the nature of the materials used and are consistent with standard commercial practice. The same applies to technical modifications to the vehicle provided the overall product quality remains the same or is improved and the intended purpose is not impaired.

Not all of the features are available for all models due to the layout design. Details of the equipment package can be found in the current price list. All content is correct at the time of going to press. Design and equipment package subject to change without notice; errors excepted. More images can be found at www.hobby-caravaning.de


GERMANY

Hobby-Wohnwagenwerk
Ing. Harald Striewski GmbH
Harald-Striewski-Straße 15
24787 Fockbek/Rendsburg
www.hobby-caravaning.de
www.facebook.com/hobby.de

WORLDWIDE

Austria · Belgium · Bulgaria · Chile · China
Czech Republic · Denmark · Estonia · Finland
France · Germany · Greece · Hungary · Iceland
Ireland · Italy · Japan · Netherlands
New Zealand · Norway · Poland · Portugal
Republic of Korea · Romania · Slovenia
Spain · Sri Lanka · Sweden · Switzerland
Thailand · United Kingdom

YOUR AUTHORISED DEALER



Hobby
BUILT FOR LIFE